


②

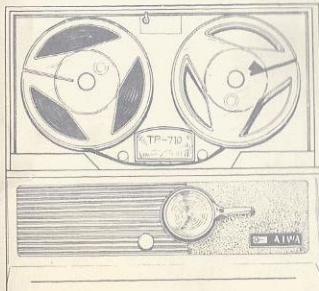
How to open the lid.

Lid can be opened as shown in Figure below, push the front-end of lid with your thumbs and pull up both sides, it has two detachable hinges at the rear end.



How to spread (install) tape.

Loosen the tape from supply reel several inches and install it in a space of the head cover as shown below. Fix the tape end to the slot of take-up reel and round two or three revolutions, rough surface of tape must be touched on the recording/play-back head.



How to install Batteries

The set is operated with 4 pcs. of Size "D" flashlight dry batteries, which are obtainable anywhere. Turn set screws on two back lids until its groove is aligned with the word OPEN marked there, using a coin. Now open two back lids.

Insert the four batteries, two for each battery compartment as shown by the illustration. Caution should be taken to avoid misplacement of the batteries such as confusion of the plus (+) side with the minus (-). Follow the diagram shown in the battery compartment. Battery head or the side with capped projection is plus (+) side of a battery and the other side or battery bottom is the minus (-) side. To make battery installation easier, insert the second battery, the bottom (MINUS) side first, pushing it in toward the plus (+) side of the first battery already inserted.




AC Operation

Insert AC connecting cord, provided as an accessory, into AC input of the set and the other end of the cord into an AC outlet.



The cord should be pulled off from AC jack when the set is to be operated with batteries. By the way, this set operated equally well on 50- and 60-cycle AC power supply.



Specifications

Type:	Capstan-drive, dual-track recording	Recording system: ...DC bias
Power supply:	DC 6V, Size "D" Eveready No.950 JIS UM-1(1.5V) x 4 AC 100V 110~125V or 220~240V. <i>0.4A</i>	Rewind time:Within 1.5min. (200 feet of 1.5mil tape)
Amplifier:	6 transistors, 3 diodes & 1 thermister	Output:800mW, Max.
Tape speeds & Recording time:	With 1.5mil, (50micron) 200ft. (66m) tape, 22 min. at 3 3/4" / sec (9.5cm/sec) 44 min. at 1 7/8" / sec (4.75cm/sec)	Speakers:3" (77mm) P.M.D. speaker
Dimensions:	8 1/4" x 10 3/4" x 2 1/4" (210 x 263 x 71mm)	Weight:5 lbs. 2.4kg) including accessories
Microphone:	Moving coil slim type with remote control switch	Earphone:magnetic type (8Ω)
Accessories	Moving coil slim microphone/w/remote control switch) x1 Magnetic earphone x1 Roll of 1.5mil (50micron) tape with 3 3/4" (85mm) reel x1 3 3/4" empty reel x4 UM-1 (Size "D") batteries x1 AC cord x1 Siemens adaptor plug (220V machine only) x1	

AIWA CO., LTD.

TOKYO JAPAN

T23809

Printed in J